


Annexure - A [Page - 1/2)			
CLAUSE 35 OF EQUITY LISTING AGREEMENT			
(I) (a) STATEMENT SHOWING SHAREHOLDING PATTERN			
Name of the Company (Scrip) :	RADIANT FINANCIAL SERVICES LTD		
Class of Security:	EQUITY		
Scrip Code : (CSE)		BSE	0
Quarter Ended:	December 31, 2012		
(I)	(II)	(III)	(IV)
Partly paid-up shares:-	No. of partly paid-up shares	As a % of total no. of partly paid-up shares	As a % of total no. of shares of the company
Held by public			
Total :	0	0	0.000
Outstanding convertible securities:-	No. of outstanding securities	As a % of total No. of outstanding convertible securities	As a % of total no. of shares of the company, assuming full conversion of the convertible securities
Held by promoter/promoters group			
Held by public			
Total :	0	0	0.000
Warrants:-	No. of warrants	As a % of total no. of warrants	As a % of total no. of shares of the company, assuming full conversion of warrants
Held by promoter/promoters group			
Held by public			
Total :			
Total paid-up capital of the company assuming full conversion of warrants and convertible securities	4985700		




Annexure - A [Page - 2/2]

(1) in Clause 35. (a) for sub-clause (I)(a), the following sub-clause shall be substituted, namely:-

(I) (a) STATEMENT SHOWING SHAREHOLDING PATTERN

Name of the Company : RADIANT FINANCIAL SERVICES LTD									
Scrip Code (BSE): 0			Quarter Ended:		31-Dec-12				
Scrip Code (CSE/NSE): [0] - [N.A]									
Category Code	Category of Shareholder	No of Share holders	Total Number of Shares	No of Shares held in dematerialized form	Total shareholding as a % of total number of shares		Shares pledged or otherwise encumbered		
					As a percentage of (A+B)1	As a percentage of (A+B+C)	Number of shares	As a percentage	
(I)	(II)	(III)	(IV)	(V)	(VI)	(VII)	(VIII)	(IX)= (VIII)/ (IV)*100	
(A)	Promoter and Promoter Group								
(1)	INDIAN								
(a)	Indian Individuals/ Hindu Undivided Family	8	1321343	1321243	26.503	26.503	0	0.000	
(b)	Central Government/ State Government(s)	0	0	0	0.000	0.000	0		
(c)	Body Corporates	2	597700	597700	11.988	11.988	0		
(d)	Financial Institutions / Banks	0	0	0	0.000	0.000	0		
(e)	Any Other	0	0	0	0.000	0.000	0		
	Sub Total (A) (1)	10	1919043	1918943	38.491	38.491	0	0.000	
(2)	Foreign								
a	Individuals (Non Resident Individuals / Foreign Individuals)	0	0	0	0.000	0.000	0		
b	Bodies Corporate	0	0	0	0.000	0.000	0		
c	Institutions	0	0	0			0		
d	Qualified Foreign Investor								
e	Any Other	0	0	0		0.000	0		
	Sub Total (A) (2)	0	0	0	0.000	0.000	0	0.000	
	Total Shareholding of Promoter and Promoter Group A= (A)(1) + (A)(2)		10	1919043	1918943	38.491	38.491	0	0.000
(B)	Public Shareholding								
(1)	Institutions								
a	Mutual Funds & UTI	0	0	0	0.000	0.000			
b	Financial Institutions / Banks	3	324200	177700	6.503	6.503			
c	Central Government /State Government(s).	0	0	0	0.000	0.000			
d	Venture Capital Funds	0	0	0	0.000	0.000			
e	Insurance Companies	0	0	0	0.000	0.000			
f	Foreign Institutional Investors (SEBI-registered)	0	0	0	0.000	0.000			
g	Foreign Venture Capital Investors	0	0	0	0.000	0.000			
h	Qualified Foreign Investor								
i	Any Others				0.000	0.000			
	Sub Total (B) (1)	3	324200	177700	6.503	6.503	0	0.000	
(2)	Non Institutions								
a	Bodies Corporate	34	1997354	1996254	40.062	40.062			
b	i) Individuals shareholders holding nominal sharecapital up to Rs. 1 Lakh	254	154152	117291	3.092	3.092			
b	ii) Individuals shareholders holding nominal sharecapital excess of Rs. 1 Lakh	10	590951	590951	11.853	11.853			
c	Qualified Foreign Investor								
d	Any Others				0.000	0.000			
	Sub Total (B) (2)	298	2742457	2704496	55.006	55.006	0	0.000	
	Total Public Shareholding B= (B)(1) + (B)(2)		301	3066657	2882196	61.509	61.509	0	0.000
	Total Public Shareholding (A) + (B)		311	4985700	4801139	100.000	100.000	0	0.000
(C)	Shares held by Custodians and against which Depository Receipts have been issued								
						0.000			
	Grand Total (A) (B) + (C)		311	4985700	4801139	100.000	100.000	0	0.000

NOTE : FORFEITURE SHARES :



Annexure II - (I) (b)

(I)(b) Statement showing holding of securities (including shares, warrants, convertible securities) of persons belonging to the category "Promoter and Promoter


Name of the Company (Scrip) : RADIANT FINANCIAL SERVICES LTD

Scrip Code(CSE):

Quarter Ended: 31-Dec-12

SRL No	Name Of the Shareholder	Number	As a % of grand total (A)+(B)+(C)	Encumbered shares (*)			Details of warrants		Details of		Total shares (including underlying shares assuming full conversion of warrants and convertible securities) as a % of diluted share capital
				Number	As a percentage (VI)=(V)/(III) *	As a % of grand total (A)+(B)+(C) of sub-clause (I)(a)	Number of warrants held	As a % total number of warrants of the same class	Number of convertible securities held	As a % total number of convertible securities of the same class	
(I)	(II)	(III)	(IV)	(V)	(VI)=(V)/(III) *	(VII)	(VIII)	(IX)	(X)	(XI)	(XII)
1	ABHISHEK KAYAN	249600	5.006%		0.000%	0.000%		0.000%		0.000%	5.006%
2	ANKIT KAYAN	2100	0.042%		0.000%	0.000%		0.000%		0.000%	0.042%
3	KAVITA KAYAN	273230	5.480%		0.000%	0.000%		0.000%		0.000%	5.480%
4	KAYAN INVESTMENT AND TRADING CO PVT LTD	340200	6.824%		0.000%	0.000%		0.000%		0.000%	6.824%
5	PAWAN KUMAR KAYAN	295710	5.931%		0.000%	0.000%		0.000%		0.000%	5.931%
6	PKC STOCK BROKING PVT LTD	257500	5.165%		0.000%	0.000%		0.000%		0.000%	5.165%
7	PRADEEP KUMAR KAYAN	1103	0.022%		0.000%	0.000%		0.000%		0.000%	0.022%
8	REKHA KAYAN	100	0.002%		0.000%	0.000%		0.000%		0.000%	0.002%
9	SHEILA DEVI KAYAN	250000	5.014%		0.000%	0.000%		0.000%		0.000%	5.014%
10	VANDANA DEVI KAYAN	249500	5.004%		0.000%	0.000%		0.000%		0.000%	5.004%
	Total:	1919043	38.491%	0	0.000%	0.000%	0	0.000%	0	0.000%	38.491%

(*) The term "encumbrance" has the same meaning as assigned to it in regulation 28(3) of the SAST Regulations, 2011.



Annexure II - (I) (c)(i)

(I)(c)(i) Statement showing holding of securities (including shares, warrants, convertible securities) of persons belonging to the category "Public" and holding more than 1% of the total number of shares

Name of the Company (Scrip) :		RADIANT FINANCIAL SERVICES LTD						
Scrip Code(CSE) :								
Quarter Ended:		31-Dec-12						
SRL No	Name Of the ShareHolder	No of Shares held	Shares as a percentage of total number of shares i.e., Grand Total (A)+(B)+(C) indicated in Statement at para (1)(a) above)	Details of warrants		Details of convertible securities		Total shares (including underlying shares assuming full conversion of warrants and convertible securities) as a % of diluted share capital
				Number of warrants held	As a % total number of warrants of the same class	Number of convertible securities held	% w.r.t total number of convertible securities of the same	
1	AASHIRWAD REALTORS PVT LTD	317620	6.371%		0.000%		0.000%	6.371%
2	AASHIRWAD DEALERS PVT LTD	302285	6.063%		0.000%		0.000%	6.063%
3	BRIGHTSTAR CONSTRUCTION PVT LTD	261000	5.235%		0.000%		0.000%	5.235%
4	BALAJI SCALES PVT LTD	346560	6.951%		0.000%		0.000%	6.951%
5	AMIT SINGH	73243	1.469%		0.000%		0.000%	1.469%
6	NETAI CHAND SEAL	184750	3.706%		0.000%		0.000%	3.706%
7	UNION BANK OF INDIA	155000	3.109%		0.000%		0.000%	3.109%
8	SCOPE VYAPAR PVT LTD	189500	3.801%		0.000%		0.000%	3.801%
9	SANKATMOCHAN DEALTRADE PVT LTD	227000	4.553%		0.000%		0.000%	4.553%
10	SIKKIM BANK LTD	146500	2.938%		0.000%		0.000%	2.938%
11	SRIJAN VYAPAR PVT LTD	81738	1.639%		0.000%		0.000%	1.639%
12	RPSL EXPORTS PVT LTD	80000	1.605%		0.000%		0.000%	1.605%
13	ANJAN SNEHAMOY CHATTERJEE	75000	1.504%		0.000%		0.000%	1.504%
14	SHIV KUMAR DERASARI	70800	1.420%		0.000%		0.000%	1.420%
15	RESPONSIBLE BUILDERS PVT LTD	58800	1.179%		0.000%		0.000%	1.179%
16	NARENDRA KUMAR KAKARANIA	51000	1.023%		0.000%		0.000%	1.023%
17	SANTOSH KUMAR RUNGTA	50000	1.003%		0.000%		0.000%	1.003%
Total:		2670796	53.569%		0.000%		0.000%	53.569%



Annexure II - (I) (c)(ii)

(I)(c)(ii) Statement showing holding of securities (including shares, warrants, convertible securities) of persons (together with PAC) belonging to the category "Public" and holding more than 5% of the total number of shares of the company


Name of the Company (Scrip) : **RADIANT FINANCIAL SERVICES LTD**

Scrip Code(CSE) :

Quarter Ended:

31-Dec-12


SRL No	Name(s) of the shareholder(s) and the Persons Acting in Concert (PAC) with them	No of Shares held	Shares as a percentage of total number of shares {i.e., Grand Total (A)+(B)+(C) indicated in Statement at para (I)(a) above}	Details of warrants		Details of convertible		Total shares (including underlying shares assuming full conversion of warrants and convertible securities) as a % of diluted share capital
				Number of warrants held	As a % total number of warrants of the same class	Number of convertible securities held	% w.r.t total number of convertible securities of the same class	
1	AASHIRWAD REALTORS PVT LTD	317620	6.371%		0.000%		0.000%	6.371%
2	AASHIRWAD DEALERS PVT LTD	302285	6.063%		0.000%		0.000%	6.063%
	Total:	619905	12.434%		0.000%		0.000%	12.434%



Annexure II - (I) (d)

(I) (c) STATEMENT SHOWING details of locked-in shares


Name of the Company : RADIANT FINANCIAL SERVICES LTD				
		Scrip Code (BSE): 0	Quarter Ended: 31/12/2012	
		Scrip Code (NSE): 0 - N.A		
SRL No	Name Of the ShareHolder	No of locked-in Shares	Locked-in Shares as a % of total number of shares (i.e., Grand Total (A) +(B)+ (C) indicated in Statement at para (I) (a) above)	Promoter / Promoter Group / Public
1			0.00%	
2	NIL			
3				
Total:		0	0.00%	0.000%



Annexure II - (II) (a)

(11)(a) STATEMENT details of Depository Receipts(DRs)

Name of the Company : RADIANT FINANCIAL SERVICES LTD*				
Scrip Code (BSE): 0			Quarter Ended: 31/12/2012	
Scrip Code (NSE): [0] - [N.A]				
SRL No	Type of outstanding DR (ADRs, GDRs, SDRs, etc.)	Type of outstanding DRs	No of Shares underlying outstanding DRs	Shares undrlying outstanding DRs as a % of total no of shares{i.e.,Grand Total (A) +(B)+ (C) indicated in Statement at para (1) (a)}
1				
2	NIL			
3				
Total:				



Annexure II - (II) (b)

(I I) (b) STATEMENT SHOWING HOLDING of Depository Receipts(DRs) where underlying shares are in excess of 1% of the total number of shares

Name of the Company : RADIANT FINANCIAL SERVICES LTD					
Scrip Code (BSE): 0			Quarter Ended: 31/12/2012		
Scrip Code (NSE): [0] - [N.A]					
SRL No	Name Of the DR Holder	Type of otstndg DR(ADRs,GDRs,SDRs,etc)	No of Shares underlying outstanding DRs	Shares undrlyng outstanding DRs as a % of total no of shares{i.e.,Grand Total (A) +(B)+ (C) indicated in Statement at para (1) (a)}	
1					
2	NIL				
3					
Total:					

